

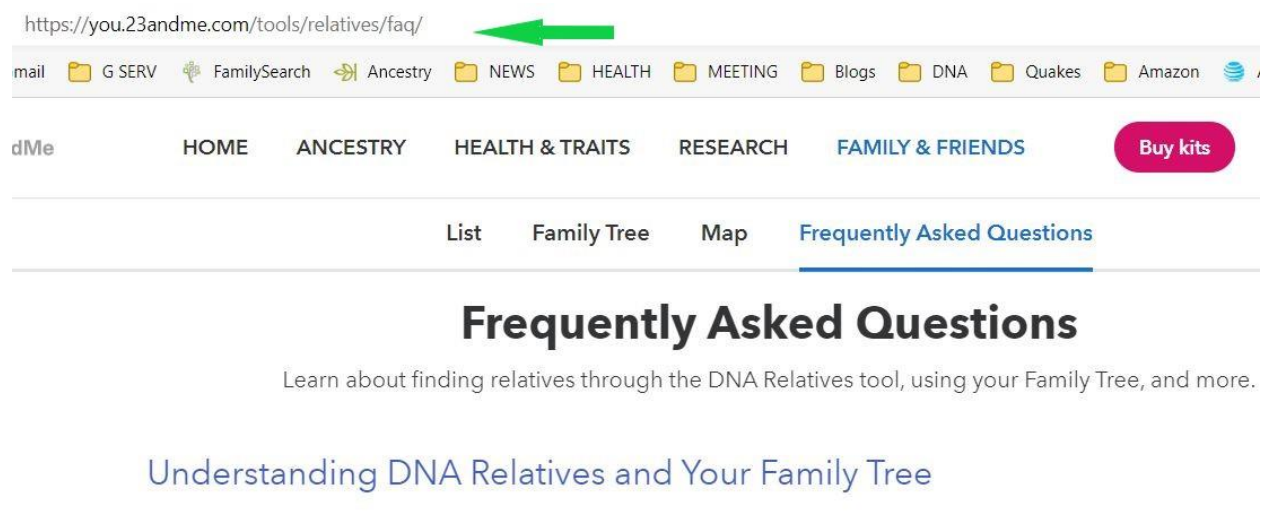
23andme tree recalculation

I have mentioned in the past about recalculating my tree in 23AndMe. I said you had to find out how to do it within the Help system. Arghh, finding where the function is located is a royal pain! I decided to write this article today and simply could not find it until I finally went into the CHAT function and asked the Robot. It gave me a link which allowed me to finally find where to go. Below is the link, beware, this might change in the future. If need be, do not be afraid of the CHAT function, it is just a computer, after all.

Sign in to your 23andMe account. Then go to this location.

<https://you.23andme.com/tools/relatives/faq/>







You will land at a page like this:



The screenshot shows a web browser window with the address bar displaying <https://you.23andme.com/tools/relatives/faq/>. A green arrow points to the end of the URL. The browser's address bar also shows several bookmarks: mail, G SERV, FamilySearch, Ancestry, NEWS, HEALTH, MEETING, Blogs, DNA, Quakes, and Amazon. The 23andMe website header includes the logo 'dMe' and navigation links: HOME, ANCESTRY, HEALTH & TRAITS, RESEARCH, and FAMILY & FRIENDS. A pink 'Buy kits' button is visible on the right. Below the navigation, there are three sub-links: List, Family Tree, and Frequently Asked Questions, with the latter being the active page. The main heading is 'Frequently Asked Questions' in a large, bold font. Below the heading is a sub-heading: 'Learn about finding relatives through the DNA Relatives tool, using your Family Tree, and more.' The main content area begins with the title 'Understanding DNA Relatives and Your Family Tree'.

Next, scroll down to the heading “Family Tree Editing” and Click on the down carat next to “How do I recalculate my family tree?”

Family Tree Editing

- How do I add relatives? 
- How do I edit relationships? 
- Does my predicted Family Tree automatically update? 
- Can I revert an edited relationship to the predicted relationship? 
- How do I recalculate my family tree?  

That section will expand thusly. Click on the Red carat next to “Permanently delete all of my tree edits” and you will see the expanded screen fully.

How do I recalculate my family tree? 

To undo all your relationship edits and predict your tree anew on the most up-to-date prediction algorithm, use the button below to request a deletion and recalculation. **Any ancestors or other relatives you have written in yourself (not marked with the 23andMe logo) will be temporarily removed from your tree.** You'll be able to find them in your unplaced relatives section to place them back on your new tree.

Permanently delete all of my tree edits  ^

Are you sure you want to delete all of your edits and recalculate your tree?

Any relatives you have added to your tree will be removed and placed in your unplaced relatives list. Any branches you have added to your tree will be deleted, and your new tree will only include the initial predictions to genotyped DNA relatives and connections. Please note that the recompute process takes an average of 5 minutes, but occasionally may take longer.

No, don't recalculate my tree 

Yes, delete my edits and recalculate my tree

Clicking on the big Red icon labeled “Yes, etc..” will start the process.

I am not going to go further for this article because I already did this last week! Don't worry, any new relatives you added by hand will still exist, you will just have to replace them all.

